

Kitchen 2009
Disorient Camp Kitchen Build Plan

Overview	page 1
Project overview and timeline	page 1
Roster	page 4
Capture The Flag	page 5
Camp Map	page 6
Kitchen Map	page 7
Space Pirate Camp Map	page 8

Overview –

The kitchen will serve for a nightly dinner preparation by 25 people to feed 150 – 200 people. Kitchen will be built over the course of 5 days and be fully operational for Monday's Dinner Group. The Kitchen Lead is Captain Shaggy of the space pirates. The build is broken up into projects and follows a timeline from Wednesday, August 26th through Monday, August 31st.

**Day – Project Coordinator
Workers**

Project - Boss

**Wednesday August 26th - Elijah
Christine, Elijah, Victoria, Tori**

1. Outpost – Shade, water, Safety, Stowage – Elijah
2. Campsite survey and walk – Elijah

**Thursday August 27th - Elijah
Christine, Elijah, Tori**

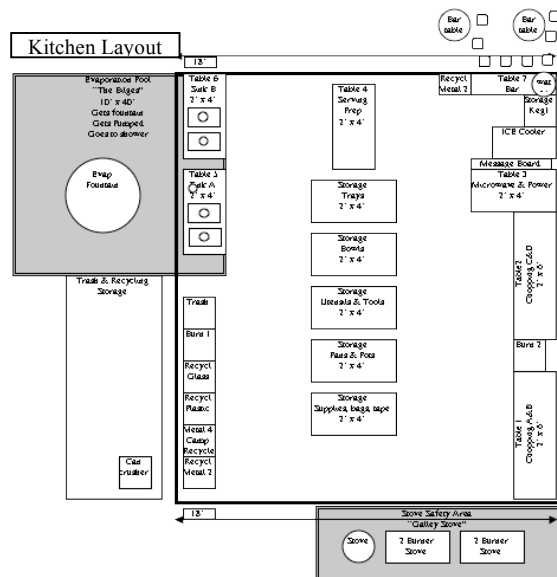
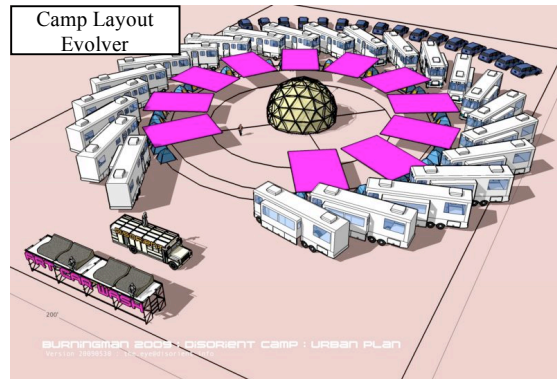
3. Campsite marking and flagging; - Elijah
4. Center dome – Elijah
5. Pornj Lane – Christine
6. Tent Camping Ring – Christine
7. R.V. ring – Elijah
8. Kitchen layout – Elijah
9. Space Pirate camp layout – Christine

**Friday August 28th - Elijah
Christine, Elijah, Tori, Dave, Brian, Nava**

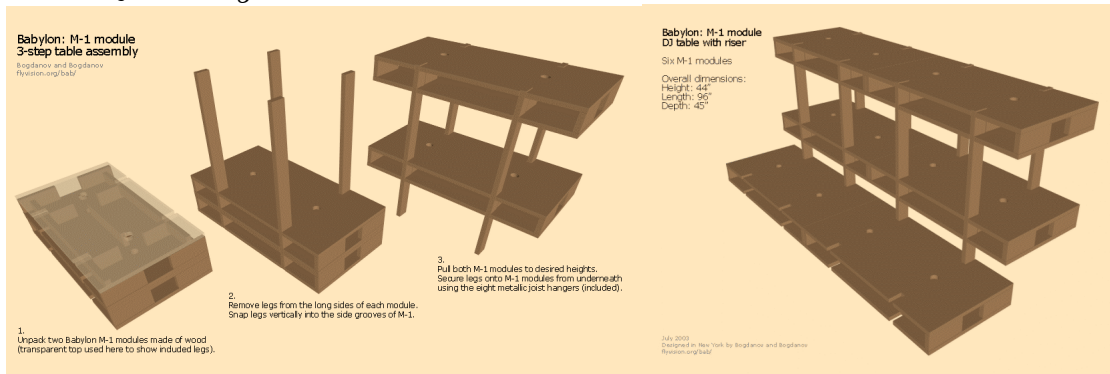
10. Unload Container – Brian, Dave
11. Gather items for Kitchen – Nava
12. Gather Signs, labels and postings – Christine
13. Gather items for Evap Pool & Fountain, Thunderstick
14. Build Shade Structure – Car Port – Elijah & everyone
15. Post Kitchen Layout Markings – Christine & everyone
16. Lay down carpet to reduce dust – Christine & Nava

**Saturday August 29th - Elijah
Elijah, Christine, Victoria, Dave, Brian, Nava, Shaggy, Evan, Joe**

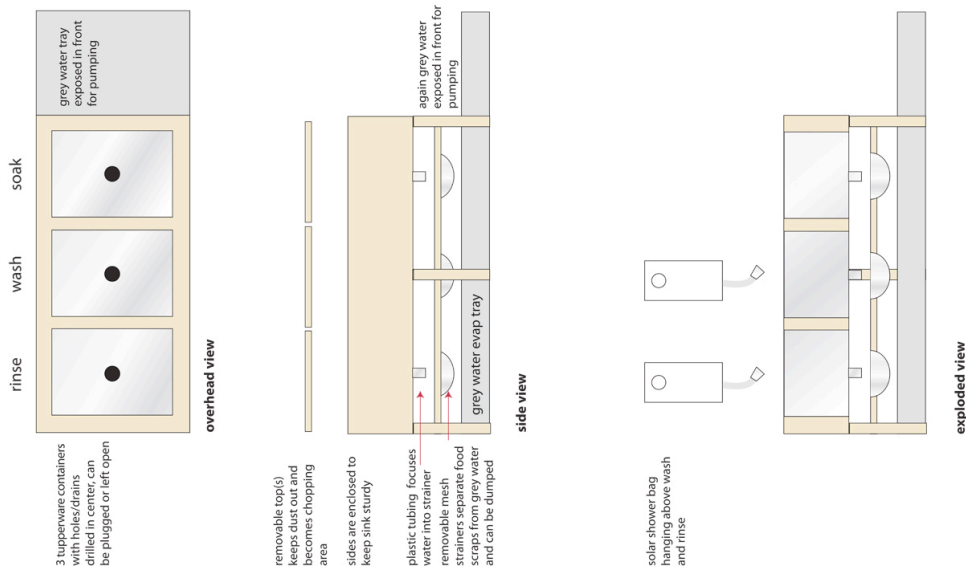
17. Build Shade structure-Space Pirate Main Deck –Elijah & Everyone
 18. Build Evap Pool and Fountain – Thunderstick
 19. Post Message Board ASAP – Evan
- Set Up Kitchen;**



20. **Tables** – 2 M1 tables need to be set up. 2 Chopping tables, 2 prep tables with 1 microwave, 2 dish washing tables with Sink & Drainage built into table. Bar Table – Evan & Joe



21. **Sink** – Assemble sinks, tables and water racks, 2 Big soak tubs, 2 wash tubs, 2 rinse tubs, 2 tables, 2 racks to hang showers from. – Dave



22. **Fabric lid for sinks to keep dust out of tubs between use. Ring and ball tie downs.** – Joe

23. **build water rack for showers and bottles** – Nava

24. **build & fill & hang water bottles and shower bags for sink** - Nava

25. **Soap bottles filled,** - Nava

26. **Hot Area - 2 stoves & water boiler stove With Safety area markings** – Brian & Elijah

27. **Power to Coolers, Microwave, Tools and Lighting bases.** – Brian & Elijah

Sunday August 30th - Shaggy

Elijah, Christine, Victoria, Dave, Brian, Nava, Shaggy, Evan, Joe,

Waste Management

28. **Burnable** – Joe

29. **Recycling plastic** – Jacob

30. **Recycling metal x2, Kitchen & Bar** – Jacob

31. **Recycling Metal for camp Recycle “Aluminum cans only”** – Jacob

32. **Recycling glass**– Jacob

33. **Trash**– Joe

34. **Trash storage behind evap pool with Can Crusher**– Joe

Storage

35. **Bowl Storage** – Nava & Brian

36. **Tray Storage** – Nava & Brian

37. **Pot & Pan Storage** – Nava & Brian

38. **Utensil & Tool Storage** – Nava & Brian

39. *Supplies storage*– Nava & Brian
40. *Ice Cooler* – Dave
41. *Ice Run* – Dave & Joe
42. *Post Kitchen Facility use signs and notes*– Christine & Jacob
43. *Space Pirate Main deck and Cubbies* – Dave & Jacob

Monday August 31st - Shaggy

Elijah, Christine, Victoria, Dave, Brian, Nava, Shaggy, Evan, Joe, Molly, Skip, Sarah, Anthony, Joe, Shiloh, Liz, Jacob, Gina

Build

44. *Sound System for kitchen* – Anthony
45. *Build & place Evaporation bridge* – Anthony & Skip
46. *Stock ice, bar & kitchen for dinner* – Anthony & Skip
47. *Label every shelf, table and drawer* – Gina

Capture The Flag Bases

48. *Gather Materials for CTF Bases* – Elijah
49. *Mark and cut CTF Bases* – Jacob & P
50. *Color and Skin CTF Bases* – Dave

Lighting

51. *Light CTF Bases* – Elijah
52. *Power strip with switch labeled as “kitchen lights switch,” Run 80’ – 100’ of rope lights. Light Kitchen, bar, stove, evaporation pool Need to acquire rope lights.* – Evan & Elijah

Decorate

53. *Decorate Kitchen* – Shaggy & everyone
54. *Decorate Kitchen Bar, 2 Tables, 1 bar, 8 seats, kegerator, Drinking water, Recycle metal 2* – Victoria & Sarah
55. *Decorate Kitchen* – Dave & Brian & Nava
56. *Decorate Bar* – Evan & Jacob
57. *Meet with Space Pirates assign duties for the week*– Shaggy & Diori9nt arrivals
58. *Decorate Main Deck*– Molly & Dave & Joe

Dinner

59. *Prepare dinner* – Molly
60. *Serve dinner* – Jacob & Sarah
61. *Clean dinner* – Liz & Shiloh
62. *Sign out dinner crew* – Shaggy
63. *Take CTF Bases out to their homes & meet at the Man* –

Crew Roster – Day of arrival – Day of departure

1. <i>Elijah</i>	<i>wed aug 26th</i>	<i>wed sept 9th</i>
2. <i>Christine</i>	<i>wed aug 26th</i>	<i>thurs sept 3rd</i>
3. <i>Tori</i>	<i>wed aug 26th</i>	<i>mon sept 7th</i>
4. <i>Dave</i>	<i>sat aug 29th</i>	<i>mon sept 7th</i>
5. <i>Brian</i>	<i>sat aug 29th</i>	<i>mon sept 7th</i>
6. <i>Nava</i>	<i>sat aug 29th</i>	<i>mon sept 7th</i>
7. <i>Shaggy</i>	<i>sat aug 29th</i>	<i>wed sept 9th</i>
8. <i>Evan</i>	<i>sat aug 29th</i>	<i>wed sept 9th</i>
9. <i>Jacob P.</i>	<i>sat aug 30th</i>	<i>wed sept 9th</i>
10. <i>Joe</i>	<i>sat aug 29th</i>	<i>wed sept 9th</i>
11. <i>Victoria</i>	<i>mon aug 30th</i>	<i>mon sept 7th</i>
12. <i>Skip W</i>	<i>mon aug 30th</i>	<i>mon sept 7th</i>
13. <i>Molly</i>	<i>mon aug 30th</i>	<i>mon sept 7th</i>
14. <i>Sarah</i>	<i>mon aug 30th</i>	<i>mon sept 7th</i>
15. <i>Anthony</i>	<i>mon aug 30th</i>	<i>mon sept 7th</i>
16. <i>Gina</i>	<i>mon aug 30th</i>	<i>mon sept 7th</i>
17. <i>Shiloh</i>	<i>mon aug 30th</i>	<i>mon sept 7th</i>
18. <i>Liz</i>	<i>mon aug 30th</i>	<i>mon sept 7th</i>

Capture The Flag Rules, Guidelines and plans

Rules

1. Respect others' bodies and feelings
2. Have fun
3. Capture the flag is played all week long with the entire playa population invited to play
4. Players get one life a day
5. Players activate their life by wearing a headband or either RED or BLUE color
6. Players must not make intentional physical contact with other players
7. Players are eliminated by any play combat strike to the body and must remove their headband until then ext sunrise
Combat examples; Foam weapon, Water gun, Water Balloon, Dart gun
8. Dead players come back to life at sunrise each day and activate their life by wearing their RED/BLUE headband.
9. When a player is killed we like to act out dramatic deaths. This is Burningman and we challenge you to die well!
10. Recognize the greatest honor is to die well!

Winning the Game

The game is won when 1 team has both flags at their base plaza. (3 or 9 o'clock plaza)

Resetting the game

The game flags are reset and the game starts again at the next sunrise.

The flags are designed to need to teamwork to move effectively. The Flags are playfully huge and awkwardly shaped. They are made with a friendly frame structure. They have lights for nighttime action and foam padding for your comfort.

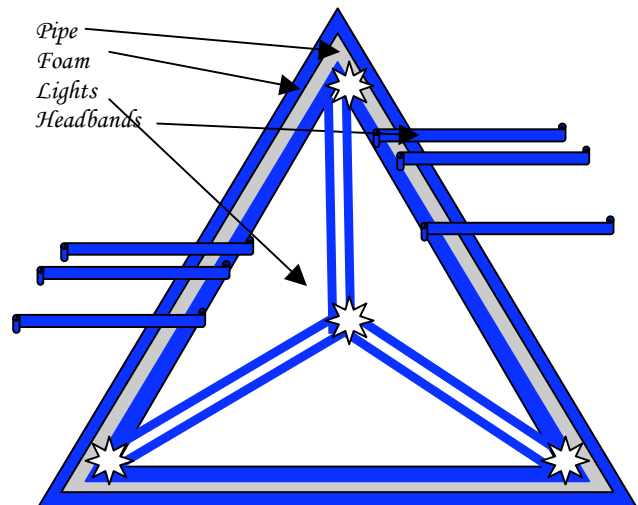
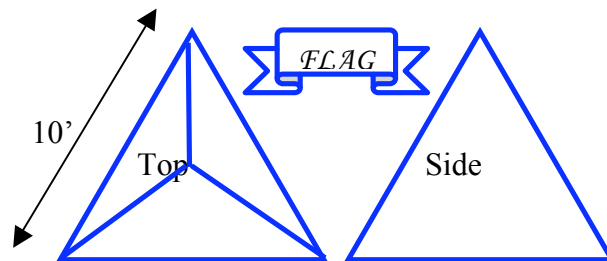
A tetrahedron frame 10 feet long on each side

Materials;

1. 12 x 10' pipe
2. 8 3-way 60o Connectors
3. 12 5' middle connectors
4. 4 Light sources – BLUE
5. 4 Light sources – RED
6. head band Decorations for BLUE 30x30 fabric
7. head band Decorations for RED 30x30 fabric
8. 120' Pipe insulation
9. 90' red duct tape
10. 90' blue duct tape

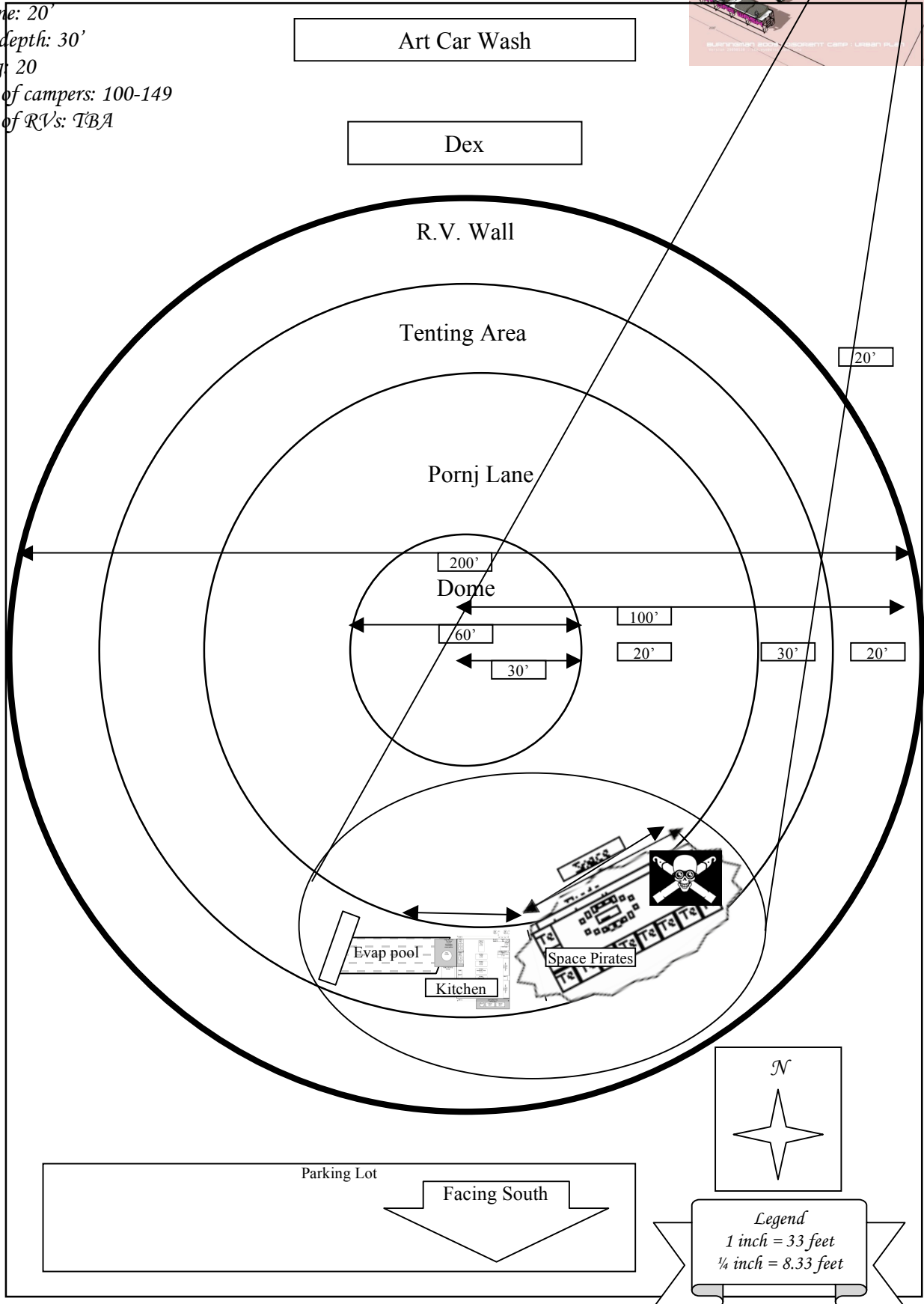
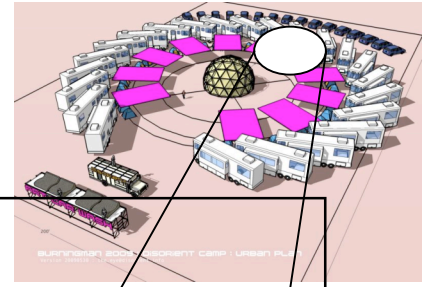
Directions

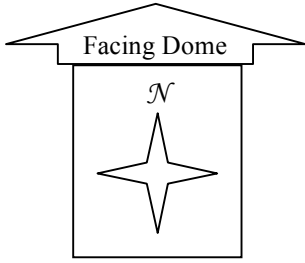
1. Make a pyramid out of pipe, wood or whale bone.
2. Build tetrahedron 4 sided super triangle flag thing.
3. Cover is squishy foam and padding
4. Cover padding in color red or blue
5. Cover color in gift headbands
6. Attach rules to flag
7. Repeat for the other flag



DISORIENT 2009
"Evolver"

Camp location: Esplanade
Camp dimensions (feet): 200 x 300
Dome Diameter: 50'
Pony Lane: 20'
Tenting depth: 30'
RV Ring: 20'
Number of campers: 100-149
Number of RVs: TBA





Kitchen 2009

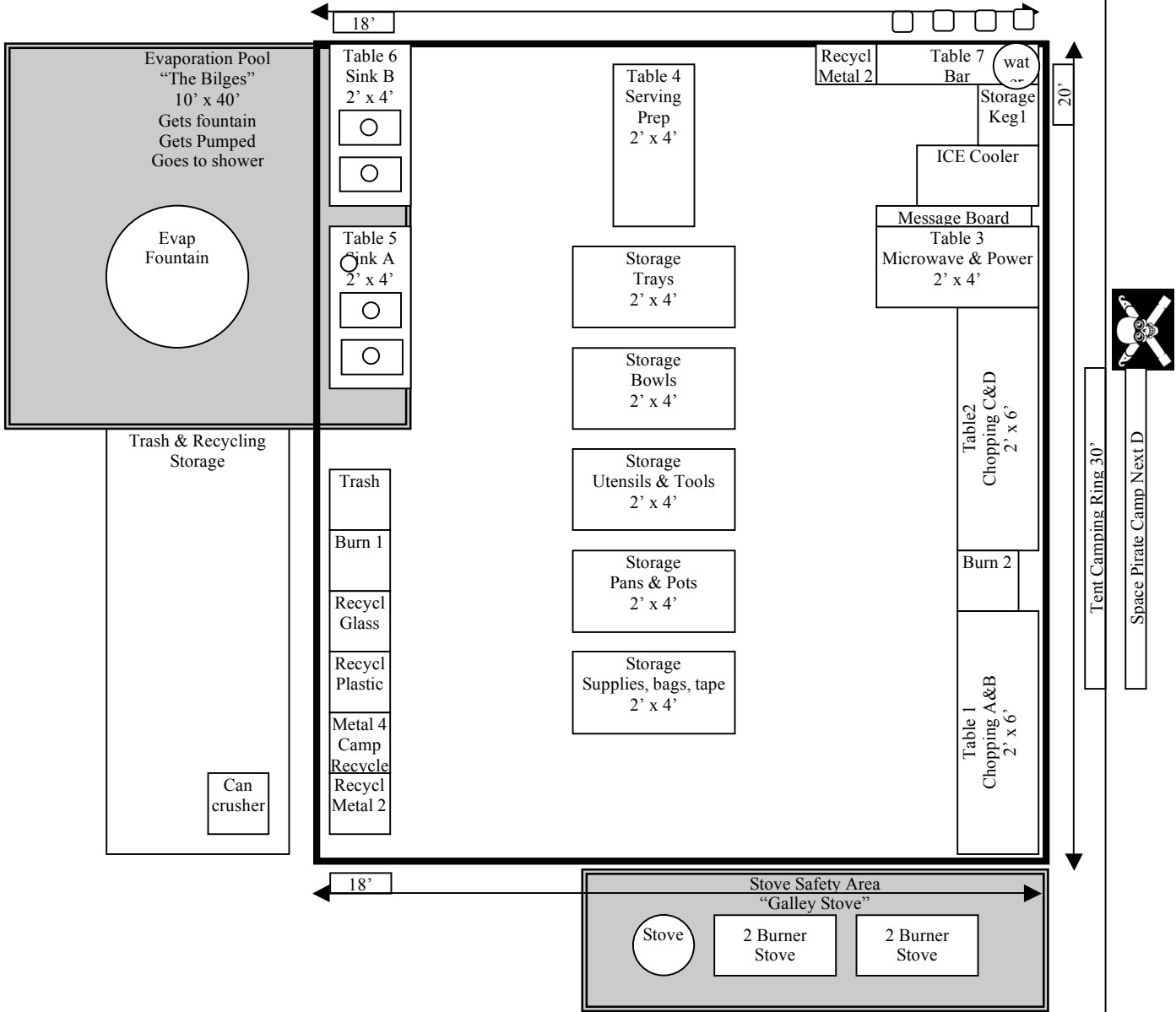
"Galley"

40' wide x 30' deep
Shade structure 20' x 20'

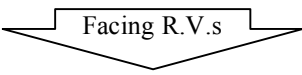


Poni Lane 20' D

Tent Camping Ring 40' wide x 30' Deep



R.V. Ring 20' Deep



Legend
1 inch = 4 feet
¼ inch = 1 foot

Space Pirate Camp 2009 "Main Deck"

East of Kitchen
 Disorient 2009
 80' wide x 30' Deep
 Pony Slut Shade structure
 Space Pirate Wall Art Installation
 Cubby zone for quick changes and common use stuff
 12 tents for 18 Space Pirates

