

Exterior, approaching
Aviator Sports




Concord and little red
airplane outside entrance of
Aviator Sports, parking lot on
right.






Entrance to Aviator Sports

Entry hallway, rock climbing wall on left, upstairs bar and food court straight ahead






Main stairway to upstairs area,
leads to upstairs bar





Upstairs Performance/Band area,
enclosed by glass, windows
overlooking ice rinks approx. 100
ft. in length, 10 ft. tall






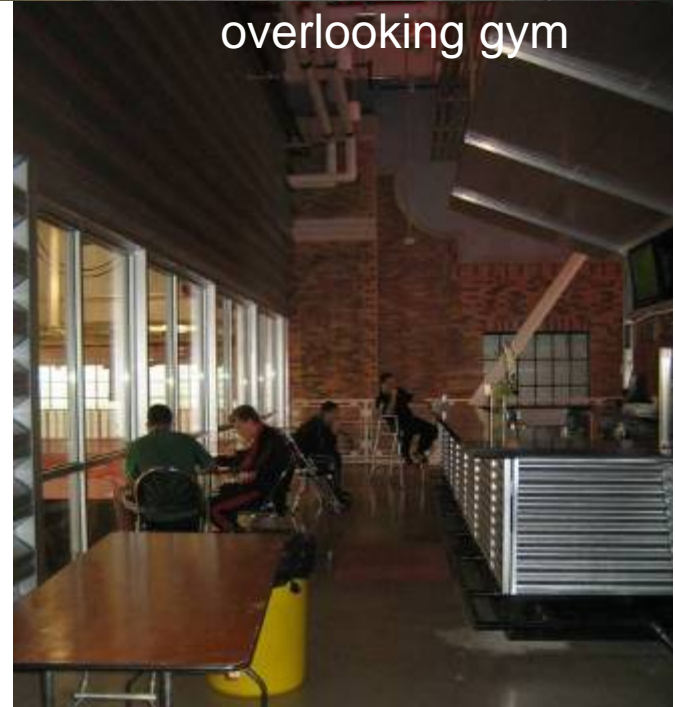
Elevator for equipment available.
Healthcare banner is where venue will
provide stage for upstairs
band/performance stage. Note trusses and
ceiling lights – ceilings about 30 ft. tall.



Upstairs Bar area, bathrooms behind bar.



Back side of bar, overlooking gym







Entrance to basketball court through Food Court



Red & black net division is optional section divider between basketball court and turf fields




Bathrooms at back of basketball court. Note: drinking fountains available




Ceiling of basketball court, approx. 40 feet

Red exit doors lead to small outside smoking area





Basketball court is the main DJ stage. It is approx. 90 x 100 ft.



View of 2nd floor bar, from basketball court



View of basketball court from hallway to tarmac



HQ rooms behind Turf fields, ok to put up divider wall to split into 2 separate rooms



Turf field # 1, view from back near HQ, note red/black mesh on right. Turf field #2 is on left (identical to Turf field #1)



Wall on side of turf field, windows to Tarmac on right



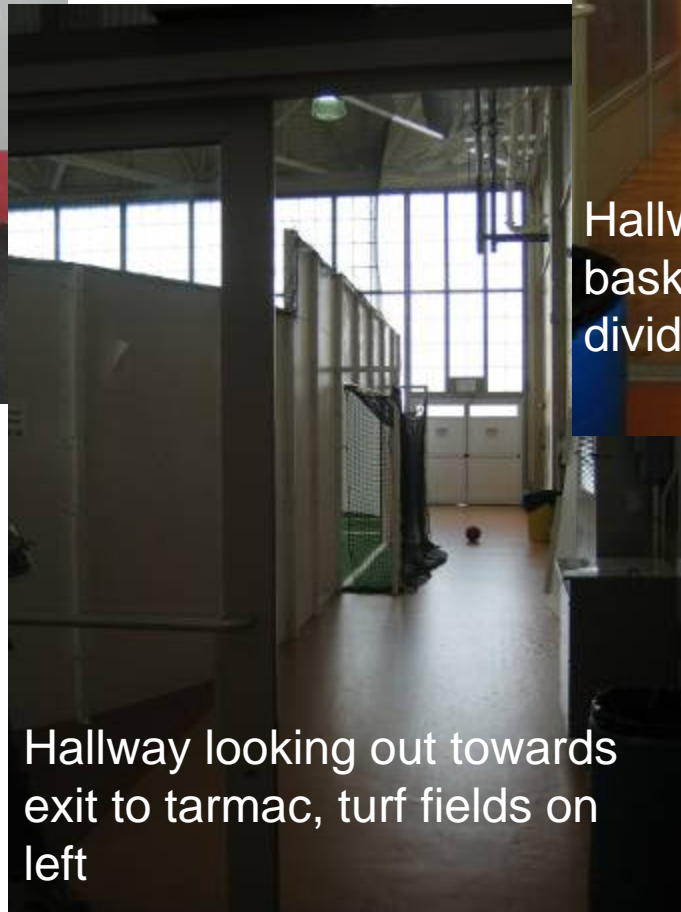
Side wall of turf field



Turf field #2, view from hallway side towards HQ



Entrance to hallway, view from Tarmac



Hallway looking out towards exit to tarmac, turf fields on left




Hallway looking in towards basketball court, glass doors divide turf fields on the right

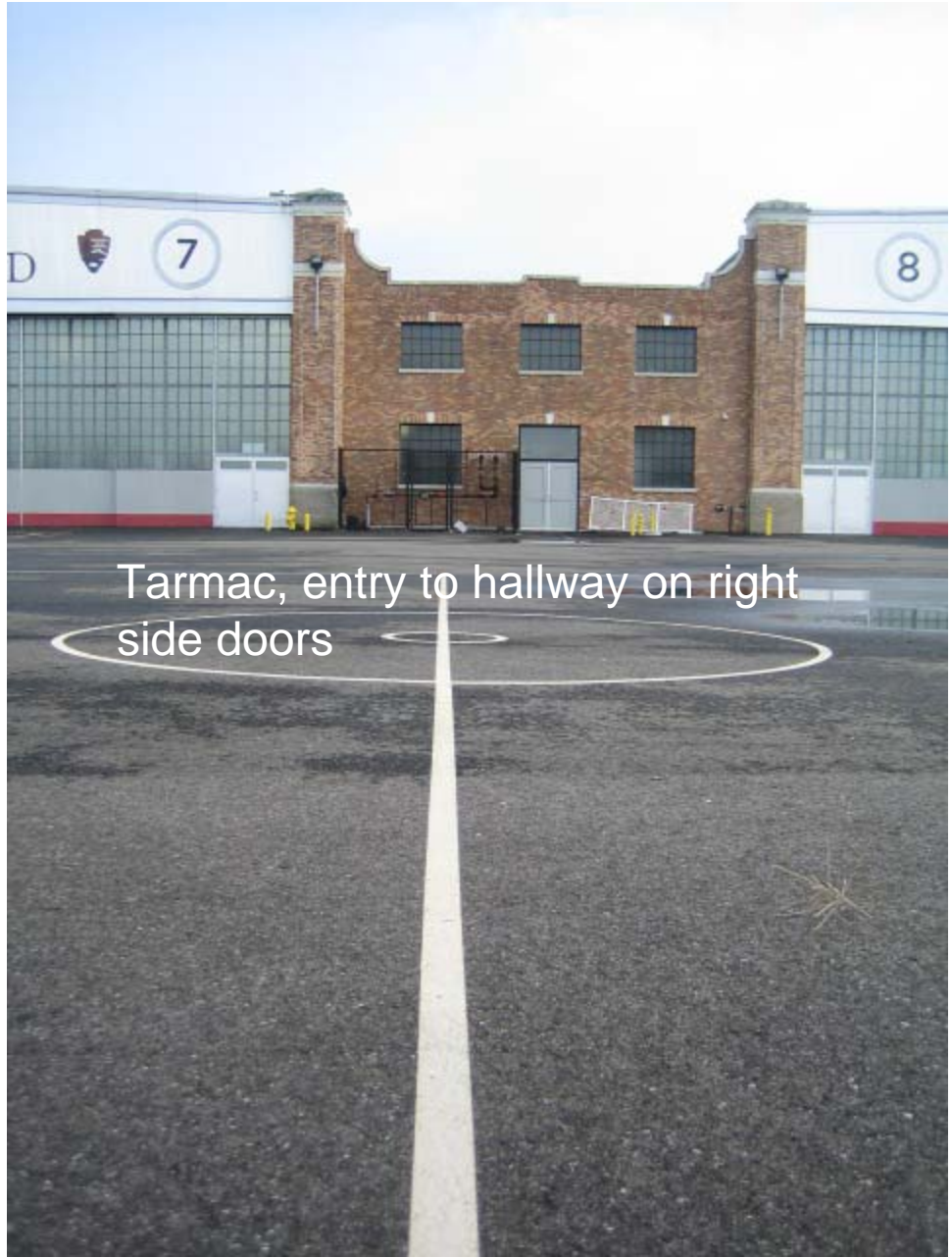


Outdoor Tarmac area, approx. 100,000 sq. ft.





Tarmac, facing building, view from bleachers



Tarmac, entry to hallway on right side doors





Entry point on north side of fence,
where trucks can enter Tarmac



Tarmac, facing south side near road